





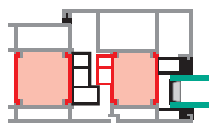
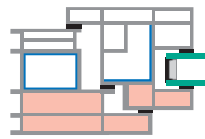

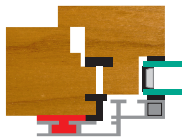
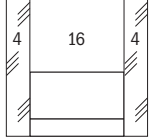
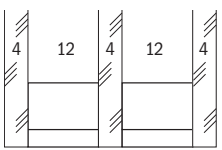
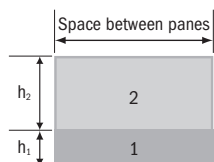
Data sheet Psi values for windows

based on determination of the equivalent thermal conductivity of spacers by measurement

“Only valid for use with hotmelt-sealant”

THERMOSEAL GROUP
Dedicated to Insulated Glass

Thermoseal Group Ltd
Gavin Way, Nexus Point,
Off Holford Drive
Birmingham B6 7AF, United Kingdom

	Product name	Spacer height in mm	Material	Thickness d in mm	
Cross-section	 Thermoflex™ Warm Edge Spacer		4.8	elastomeric foam rubber/ modified IVC film	4.8 0.027
Representative frame profile		Metal with thermal break	Plastic	Wood	Wood / Metal
					
Representative psi value double-sheet thermally insulating glass W/mK	 Double-sheet insulating glass $U_g=1.1 \text{ W/m}^2\text{K}$	0.034	0.030	0.029	0.031
Representative psi value triple-sheet thermally insulating glass W/mK	 Triple-sheet insulating glass $U_g=0.7 \text{ W/m}^2\text{K}$	0.029	0.029	0.027	0.028
Two Box model Characteristic values		Space between panes in mm	$\lambda_{eq,2B}$ in W/mK		
			Box 1 · h ₁ = 5 mm	Box 2 · h ₂ = 4.8 mm	
		Can be used for all spacer widths	0.24	0.135	

Explanations

The equivalent thermal conductivity has been determined in accordance with the ift guideline WA-17/1 “Thermally improved spacers – Determination of the equivalent thermal conductivity by measurement”. The representative linear heat transfer coefficients calculated in this way (representative psi values) apply to typical frame profiles and glazing for the determination of the heat transfer coefficient UW of windows. They have been determined under the boundary conditions (frame profiles, glazing, glass mounting depth, back covering, primary and secondary sealant) defined in the ift guideline WA-08/2 “Thermally improved spacers – Part 1: Determination of the representative Psi value for window frame profiles”. This guideline also governs the area of validity and application of the representative psi values. In order to avoid rounding errors, the psi values in the data sheet have been given at 0.001 W/mK. The method for the arithmetical determination of the psi values has an accuracy of ± 0.003 W/mK. Differences of less than 0.005 W/mK are not significant. For further information, refer to the Bulletin 004/2008 “Compass ‘Warm Edge’ for Windows” of Bundesverband Flachglas.

Characteristic values determined by:

Hochschule **Rosenheim**
University of Applied Sciences

